



# 2.5" SATA III SLC SSD

## HERCULES-T Series

### **Product Specification**

INDUSTRIAL

APRO RUGGED METAL 2.5" SATA III SLC SSD

Version 01V0

Document No. 100-xR2SR-MTTS

MAY 2017

**APRO CO., LTD.**

Phone: +88628226-1539

Fax: +88628226-1389

This document is for information use only and is **subject to change without prior notice**. APRO Co., Ltd. assumes no responsibility for any errors that may appear in this document, nor for incidental or consequential damages resulting from the furnishing, performance or use of this material. No part of this document may be reproduced, transmitted, transcribed, stored in a retrievable manner or translated into any language or computer language, in any form or by any means, electronic, mechanical, magnetic, optical, chemical, manual or otherwise, without the prior written consent of an officer of APRO Co., Ltd.

All parts of the APRO documentation are protected by copyright law and all rights are reserved.

APRO and the APRO logo are registered trademarks of APRO Co., Ltd.

Product names mentioned herein are for identification purposes only and may be trademarks and/or registered trademarks of their respective companies.

© 2017 APRO Corporation. All rights reserved.

#### Revision History

Revision	Description	Date
1.0	Initial release	2017/05/26

# CONTENTS

<b>1.</b>	<b>INTRODUCTION.....</b>	<b>- 2 -</b>
1.1.	SCOPE .....	- 3 -
1.2.	SYSTEM FEATURES.....	- 3 -
1.3.	FLASH MANAGEMENT TECHNOLOGY - GLOBAL WEAR LEVELING .....	- 3 -
1.4.	DRAM BUFFER .....	- 4 -
<b>2.</b>	<b>PRODUCT SPECIFICATIONS .....</b>	<b>- 5 -</b>
2.1.	SYSTEM ENVIRONMENTAL SPECIFICATIONS.....	- 5 -
2.2.	SYSTEM POWER REQUIREMENTS.....	- 5 -
2.3.	SYSTEM PERFORMANCE.....	- 5 -
2.4.	SYSTEM RELIABILITY.....	- 6 -
2.5.	PHYSICAL SPECIFICATIONS .....	- 6 -
2.5.1.	Conformal coating.....	- 8 -
<b>3.</b>	<b>INTERFACE DESCRIPTION.....</b>	<b>- 8 -</b>
3.1.	APRO RUGGED METAL 2.5" SATA III SLC SSD INTERFACE.....	- 8 -
3.2.	PIN ASSIGNMENTS.....	- 9 -
	<b>APPENDIX A: ORDERING INFORMATION .....</b>	<b>- 10 -</b>
1.	PART NUMBER LIST .....	- 10 -
2.	PART NUMBER DECODER:.....	- 10 -
	<b>APPENDIX B: LIMITED WARRANTY.....</b>	<b>- 11 -</b>

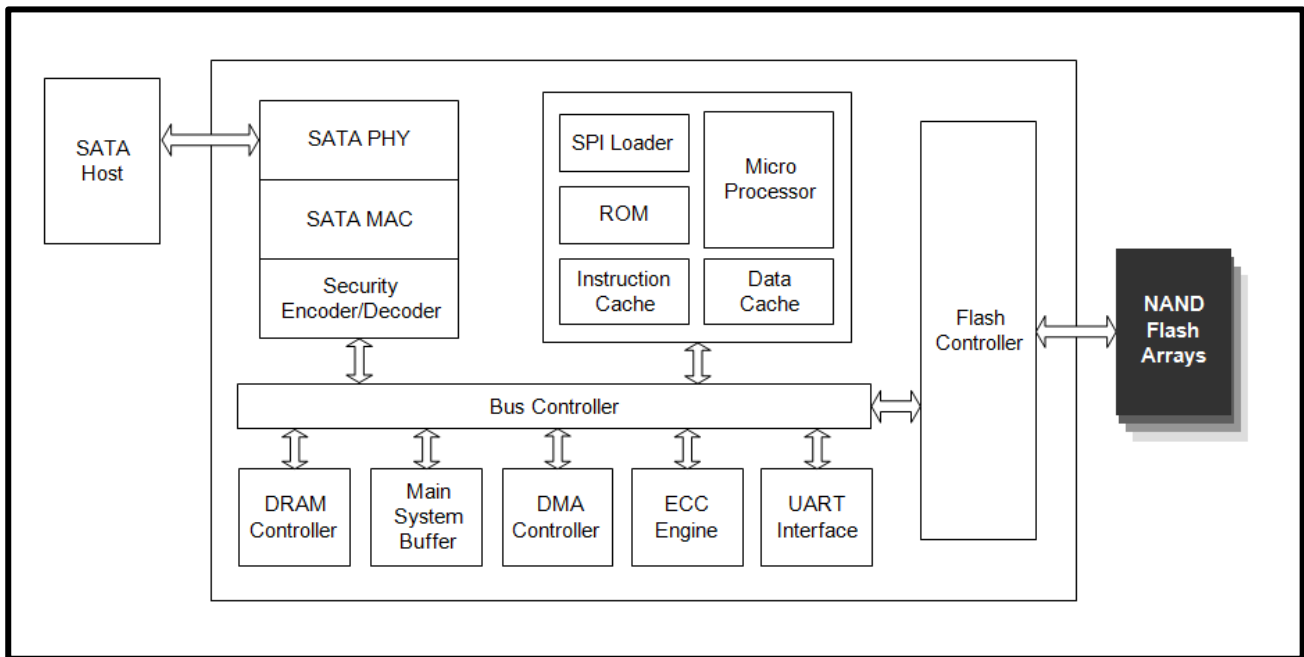
**1. Introduction**

APRO industrial rugged metal 2.5" SATA III SLC SSD – HERCULES-T Series provides high capacity flash memory Solid State Drive (SSD) that electrically complies with Serial ATA 3.0 (SATA) standard. APRO Rugged Metal 2.5" SATA III SLC SSD – HERCULES-T Series support SATA Gen-III (6.0 GB/s) with high performance. The main used flash memories are SLC-NAND type flash memory chips. The available disk capacities are 8GB, 16GB, 32GB, 64GB, 128GB and 256GB.

The operating temperature grade is optional for Standard grade 0°C ~ 70°C and wide temp grade supports -40°C ~ +85°C. The data transfer performance by sequential read is up to 173.4 MB/sec, and sequential write is up to 165.8 MB/sec.

APRO Rugged Metal 2.5" SATA III SLC SSD built-in DDRIII SDRAM products provide a high level interface to the host computer. This interface allows a host computer to issue commands to the Rugged Metal 2.5" SATA III SLC SSD to read or write blocks of memory. Hardware BCH ECC capable of correcting errors up to 66-bit/1KB (ECC). APRO Rugged Metal 2.5" SATA III SLC SSD HERCULES-T Series intelligent controller manages interface protocols, data storage and retrieval as well as ECC, defect handling and diagnostics, power management and clock control.

Figure 1 shows a block diagram of the used high tech Rugged Metal 2.5" SATA III SLC SSD controller.



**Figure 1: APRO Rugged Metal 2.5" SATA III SLC SSD HERCULES-T Series controller block diagram**

## 1.1. *Scope*

This document describes features, specifications and installation guide of APRO's Rugged Metal 2.5" SATA III SLC SSDs HERCULES-T Series. In the appendix, there provides order information, warranty policy, RMA/DOA procedure for the most convenient reference.

## 1.2. *System Features*

- SLC-NAND type flash technology.
- Standard 2.5" SATA Flash Disk form-factor (9.2mm height).
- SATA 7-pin (data) + 15-pin (power connector) SATA Interface.
- Extremely Rugged Metal casing to endure harsh environments.
- SATA 1.0a, SATA 2.6 and SATA 3.0 specification compliance.
- SMART (Self-Monitoring, Analysis and Reporting Technology) function supported.
- Supports Window-7 TRIM Command.
- Non-volatile memory and no moving parts.
- SLC Flash SSD standard grade capacity from 8GB up to 256GB.
- Supports 4GBits DDRIII SDRAM Cache
- Sequential read performance up to 173.4 MB/sec.
- Sequential write performance up to 165.8 MB/sec.
- Hardware BCH ECC capable of correcting errors up to 66-bit/1KB (ECC).
- +5 V  $\pm 5\%$  operation.
- Shock: 0.5ms, 1500 G, 3 axes.
- Vibration: 7 Hz to 2K Hz, 20G, 3 axes.
- Very high performance, very low power consumption.

## 1.3. *Flash Management Technology - Global Wear Leveling*

In order to gain the best management for flash memory, APRO's Rugged Metal 2.5" SATA III SLC SSDs HERCULES-T Series applies Global Wear-leveling technology to manage the Flash system. The life of flash memory is limited; the management is to increase the life of the flash product. The objective of global wear leveling is to prevent any frequently updated data from staying at the static area so that wear leveling could be evenly applied to all blocks. Static areas contain any data that does not change, and are ignored by dynamic wear leveling. Such static data may include operating system files, table look-ups, executable files, and etc. Global wear leveling frequently replaces blocks in this area with block in the hot area, and thus each block in all areas has the same probability to be used.

Wear-leveling algorithm evenly distributes data over an entire Flash cell array and searches for the least used physical blocks. The identified low cycled sectors are used to write the data to those locations. If blocks are empty, the write occurs normally. If blocks contain data, it moves that data to a more heavily used location before it moves the newly written data. Wear leveling maximizes effective endurance Flash array compared to no wear leveling products.

### **1.4. DRAM Buffer**

SSDs designed with a DDRIII SDRAM buffer which is support high transfer rate as a data buffer for the SSD; SSD with SDRAM buffer is able to deliver excellent random data transfer speed.

## 2. Product Specifications

For all the following specifications, values are defined at ambient temperature and nominal supply voltage unless otherwise stated.

### 2.1. System Environmental Specifications

Table 1: Environmental Specification

APRO Rugged Metal 2.5" SATA III SLC SSD		Standard Grade	Industrial Grade
HERCULES-T Series		SR2SRxxxG-MTCTC	WR2SRxxxG-MTITI
Temperature	Operating:	0°C ~ +70°C	-40°C ~ +85°C
	Non-operating:	-20°C ~ +80°C	-50°C ~ +95°C
Humidity	Operating & Non-operating:	10% ~ 95% non-condensing	
Vibration	Operating & Non-operating:	7 Hz to 2K Hz, 20G, 3 axes	
Shock	Operating & Non-operating:	0.5ms, 1500 G, 3 axes	

### 2.2. System Power Requirements

Table 2: Power Requirement

APRO Rugged Metal 2.5" SATA III SLC SSD HERCULES-T Series		
DC Input Voltage (VCC)		5V±5%
+5V Current (Maximum average value)	Reading Mode :	350mA. (max.)
	Writing Mode :	420mA. (max.)
	During FE/SE :	330mA. (max.)
	Idle Mode :	120mA. (max.)

### 2.3. System Performance

Table 3: System Performances

Data Transfer Mode supporting		Serial ATA Gen-III (6.0Gb/s = 768MB/s)					
Average Access Time		0.1 ms (estimated)					
Maximum Performance	Capacity	8GB	16GB	32GB	64GB	128GB	256GB
	Sequential Read (MB/s)	100	159.1	173.3	173.2	173.4	173.4
	Sequential Write(MB/s)	50	82.1	161.3	162.0	165.9	165.8

Note:

(1). All values quoted are typically at 25 °C and nominal supply voltage.

(2). Testing base on CrystalDiskMark 3.01 with file size 1000MB

**2.4. System Reliability**

**Table 4: System Reliability**

<b>Wear-leveling Algorithms</b>	Global wear leveling algorithm evens program/erase count and maximizes SSD lifespan
<b>Bad Blocks Management</b>	Supportive
<b>ECC Technology</b>	Hardware BCH ECC capable of correcting errors up to 66-bit/1KB (ECC).
<b>Endurance</b>	Un-limited Read Cycles Endurance Management enables five years minimal useful life

**Table 5: TBW (TeraBytes Written)**

TBW (Tera Bytes Written)		
Capacity	TBW(TB)	DWPD & Lifespan
8GB	56.1	8,192MB Total written per day Lifespan = 5 Years
16GB	122.6	
32GB	225.6	
64GB	456.3	
128GB	903.7	
256GB	1,807.4	

Note:

- (1). Total bytes written are based on JEDEC 218. (Solid-State Drive Requirements and Endurance Test Method)
- (2). Lifespan is calculated by device written per day.

**2.5. Physical Specifications**

Refer to Table 5 and see Figure 2 for Rugged Metal 2.5" SATA III SLC SSD HERCULES-T Series physical specifications and dimensions.

**Table 5: Physical Specifications**

<b>Length:</b>	100.0 mm / 3.93 in
<b>Width:</b>	70.00 mm / 2.75 in
<b>Thickness:</b>	9.20 mm / 0.36 in
<b>Net Weight:</b>	95.00 g / 3.35 oz



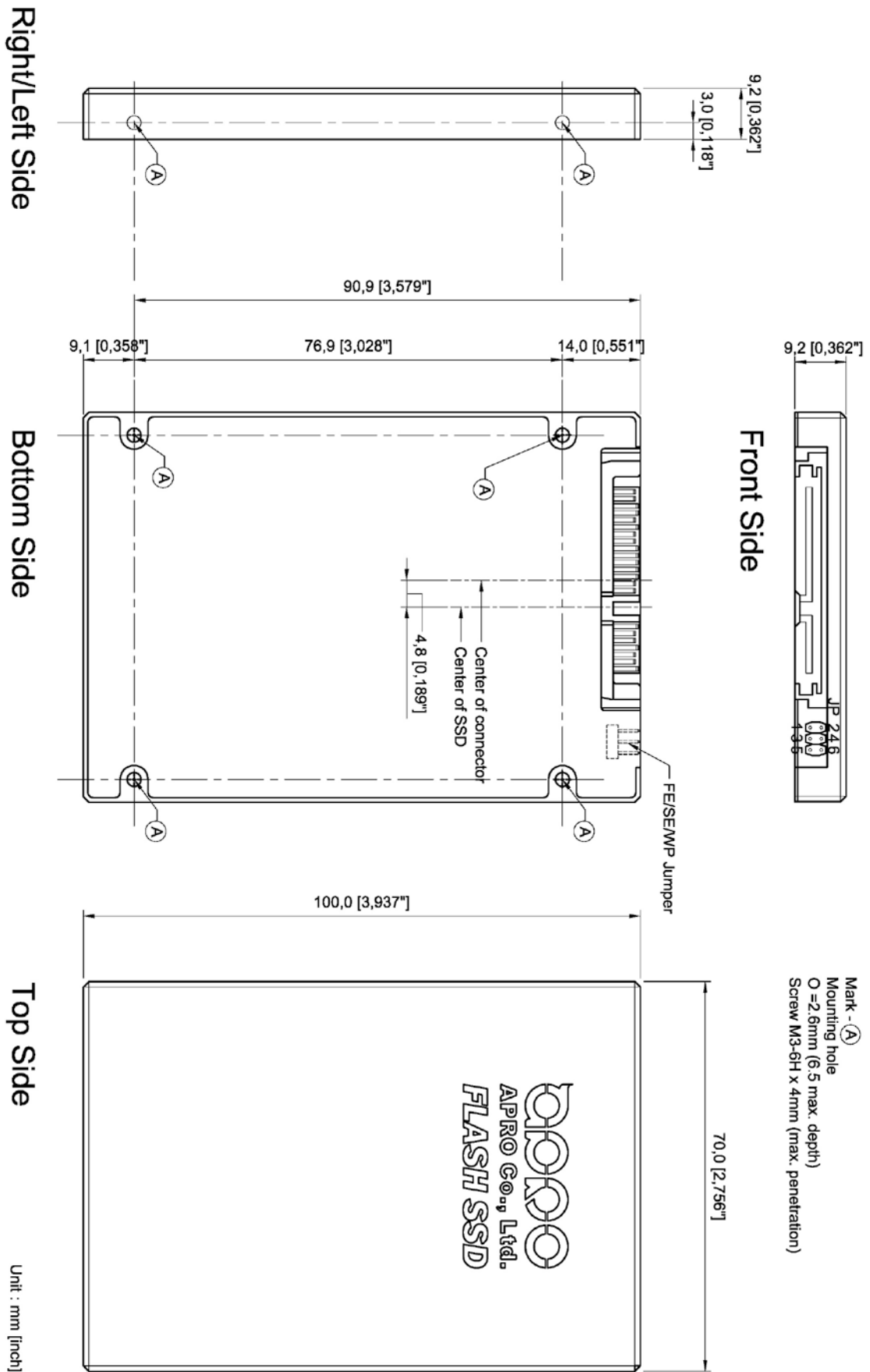


Figure 2: APRO Rugged Metal 2.5" SATA III SLC SSD Dimension

### 2.5.1. Conformal coating

Conformal coating is a protective, dielectric coating designed to conform to the surface of an assembled printed circuit board. Commonly used conformal coatings include silicone, acrylic, urethane and epoxy. APRO applies only silicone on APRO storages products upon requested especially by customers. The type of silicone coating features good thermal shock resistance due to flexibility. It is also easy to apply and repair.

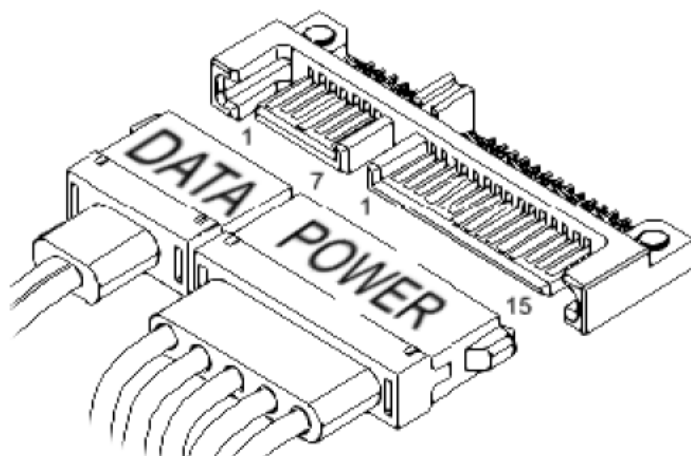
Conformal coating offers protection of circuitry from moisture, fungus, dust and corrosion caused by extreme environments. It also prevents damage from those Flash storages handling during construction, installation and use, and reduces mechanical stress on components and protects from thermal shock. The greatest advantage of conformal coating is to allow greater component density due to increased dielectric strength between conductors.

APRO uses MIL-I-46058C silicon conformal coating

## 3. Interface Description

### 3.1. APRO Rugged Metal 2.5" SATA III SLC SSD interface

APRO Rugged Metal 2.5" SATA III SLC SSD is equipped with standard 7 pins + 15 pins Serial ATA connector.



**Figure 3 : The connectors of 2.5" SATA III SLC SSD**

### 3.2. Pin Assignments

There are total of 7 pins in the signal segment and 15 pins in the power segment. The pin assignments are listed in below table 6.

**Table 6 - Pin Assignments**

Name	Type	Description
S1	GND	NA
S2	A+	Differential Signal Pair A
S3	A-	
S4	GND	NA
S5	B-	Differential Signal Pair B
S6	B+	
S7	GND	NA

Key and Spacing separate signal and power segments		
P1	NC	NA
P2	NC	NA
P3	NC	NA
P4	GND	NA
P5	GND	NA
P6	GND	NA
P7	V5	5V Power, Pre-Charge
P8	V5	5V Power
P9	V5	5V Power
P10	GND	NA
P11	DAS/DSS	Device Activity Signal / Disable Staggered Spin up
P12	GND	NA
P13	NC	NA
P14	NC	NA
P15	NC	NA


Notes:

1. All pins are in a signal row with a 1.27 mm (0.050" pitch).
2. The commands on the mating sequence in forward table apply to the case of backplane blind mate connector only. In this case, the mating sequences are:
  - (1) The pre-charge power pins and other ground pins.
  - (2) The signal pins and the rest of the power pins.

**Appendix A: Ordering Information**

**1. Part Number List**

◆ **APRO Rugged Metal 2.5" SATA III SLC SSD – HERCULES-T Series**

Product Picture	Grade	Standard grade (0°C ~ 70°C)	Industrial Grade ( -40°C ~ +85°C )
	<b>8GB</b>	SR2SR008G-MTCTC (/C)	WR2SR008G-MTITI (/C)
	<b>16GB</b>	SR2SR016G-MTCTC (/C)	WR2SR016G-MTITI (/C)
	<b>32GB</b>	SR2SR032G-MTCTC (/C)	WR2SR032G-MTITI (/C)
	<b>64GB</b>	SR2SR064G-MTCTC (/C)	WR2SR064G-MTITI (/C)
	<b>128GB</b>	SR2SR128G-MTCTC (/C)	WR2SR128G-MTITI (/C)
	<b>256GB</b>	SR2SR256G-MTCTC (/C)	WR2SR256G-MTITI (/C)

**2. Part Number Decoder:**

**X1 X2 X3 X4 X5 X6 X7 X8 X9 – X11 X12 X13 X14 X15 – X16 X17 X18 C**

**X1** : Grade

S: Standard Grade – operating temp. 0° C ~ 70 ° C

W: Industrial Grade- operating temp. -40° C ~ +85 ° C

**X2** : The material of case

R : 2.5" Rugged Metal Casing

**X3 X4 X5** : Product category

2SR : 2.5" SATA SSD w/SDRAM cache

**X6 X7 X8 X9** : Capacity

<b>008G:</b>	08GB	<b>064G:</b>	64GB
<b>016G:</b>	16GB	<b>128G:</b>	128GB
<b>016G:</b>	16GB	<b>256G:</b>	256GB

**X11** : Controller

M : HERCULES-T Series

**X12** : Controller version

A, B, C,.....

**X13** : Controller Grade

C : Commercial grade

I : Industrial grade

**X14** : Flash IC

T : Toshiba SLC-NAND Flash IC

**X15** : Flash IC grade / Type

C : Commercial grade

I : Industrial grade

**C** : Reserved for specific requirement

C : Conformal-coating

### ***Appendix B: Limited Warranty***

APRO warrants your Rugged Metal 2.5" SATA III SLC SSD against defects in material and workmanship for the life of the drive. The warranty is void in the case of misuse, accident, alteration, improper installation, misapplication or the result of unauthorized service or repair. The implied warranties of merchantability and fitness for a particular purpose, and all other warranties, expressed or implied, except as set forth in this warranty, shall not apply to the products delivered. In no event shall APRO be liable for any lost profits, lost savings or other incidental or consequential damages arising out of the use of, or inability to use, this product.

***BEFORE RETURNING PRODUCT, A RETURN MATERIAL AUTHORIZATION (RMA) MUST BE OBTAINED FROM APRO.***

Product shall be returned to APRO with shipping prepaid. If the product fails to conform based on customers' purchasing orders, APRO will reimburse customers for the transportation charges incurred.

#### ***WARRANTY PERIOD:***

- **SLC STD. Grade**      **3 years / Within 60K Erasing Counts**
- **SLC IND. Grade**      **5 years / Within 60K Erasing Counts**

***The warranty period is able to extend. Please contact APRO and/or Your APRO distributors for more information.***