



SLC

2.5" SATA III SSD

PHANES-HR Series

Product Specification

APRO SLC RUGGED METAL 2.5" SATA III SSD

Supports DDR-III SDRAM Cache

Version 01V2

Document No. 100-XR7SR-PHITI

August 2017

APRO CO., LTD.

Phone: +88628226-1539

Fax: +88628226-1389

This document is for information use only and is **subject to change without prior notice**. APRO Co., Ltd. Assumes no responsibility for any errors that may appear in this document, nor for incidental or consequential damages resulting from the furnishing, performance or use of this material. No part of this document may be reproduced, transmitted, transcribed, stored in a retrievable manner or translated into any language or computer language, in any form or by any means, electronic, mechanical, magnetic, optical, chemical, manual or otherwise, without the prior written consent of an officer of APRO Co., Ltd.

All parts of the APRO documentation are protected by copyright law and all rights are reserved.

APRO and the APRO logo are registered trademarks of APRO Co., Ltd.

Product names mentioned herein are for identification purposes only and may be trademarks and/or registered trademarks of their respective companies.

© 2016 APRO Corporation. All rights reserved.

Revision History

Revision	Description	Date
1.0	Initial release	2016/04/20
1.1	Add capacity 512GB	2016/12/21
1.2	9.5mm thickness for 512GB capacity	2017/08/15

CONTENTS

- 1. INTRODUCTION - 3 -
 - 1.1. SCOPE - 4 -
 - 1.2. SYSTEM FEATURES - 4 -
 - 1.3. FLASH MANAGEMENT TECHNOLOGY - STATIC WEAR LEVELING - 4 -
 - 1.4. POWER LOSS PROTECTION: FLUSHING MECHANISM - 5 -
- 2. PRODUCT SPECIFICATIONS - 5 -
 - 2.1. SYSTEM ENVIRONMENTAL SPECIFICATIONS - 5 -
 - 2.2. SYSTEM POWER REQUIREMENTS - 5 -
 - 2.3. SYSTEM PERFORMANCE - 6 -
 - 2.4. SYSTEM RELIABILITY - 6 -
 - 2.5. PHYSICAL SPECIFICATIONS - 6 -
 - 2.6. CONFORMAL COATING - 8 -
- 3. INTERFACE DESCRIPTION - 8 -
 - 3.1. APRO SLC RUGGED METAL 2.5" SATA III SSD INTERFACE - 8 -
 - 3.2. PIN ASSIGNMENTS - 9 -
- APPENDIX A: ORDERING INFORMATION - 10 -
 - 1. PART NUMBER LIST - 10 -
 - 2. PART NUMBER DECODER: - 10 -
- APPENDIX B: LIMITED WARRANTY 11

1. Introduction

APRO SLC Rugged Metal 2.5" SATA III SSD – PHANES-HR Series provides high capacity flash memory Solid State Drive (SSD) that electrically complies with Serial ATA 3.0 (SATA) standard. APRO SLC Rugged Metal 2.5" SATA III SSD – PHANES-HR Series support SATA Gen-III (6.0 GB/s) with high performance. The main used flash memories are SLC-NAND type flash memory chips. The available disk capacities are 32GB, 64GB, 128GB, 256GB and 512GB.

The operating temperature grade is optional for Standard grade 0°C ~ 70°C and Industrial grade with conformal coating supports -40°C ~ +85°C. The data transfer performance by sequential read is up to 550 MB/sec, and sequential write is up to 530 MB/sec.

APRO SLC Rugged Metal 2.5" SATA III SSD products provide a high level interface to the host computer. This interface allows a host computer to issue commands to the Rugged Metal 2.5" SATA III SLC SSD to read or write blocks of memory. Each sector is protected by a powerful 120 bits per 2K bytes error correction (ECC). APRO SLC Rugged Metal 2.5" SATA III SSD PHANES-HR Series intelligent controller manages interface protocols, data storage and retrieval as well as ECC, defect handling and diagnostics, power management and clock control.

Figure 1 shows a block diagram of the used high tech Rugged Metal 2.5" SATA III SLC SSD controller.

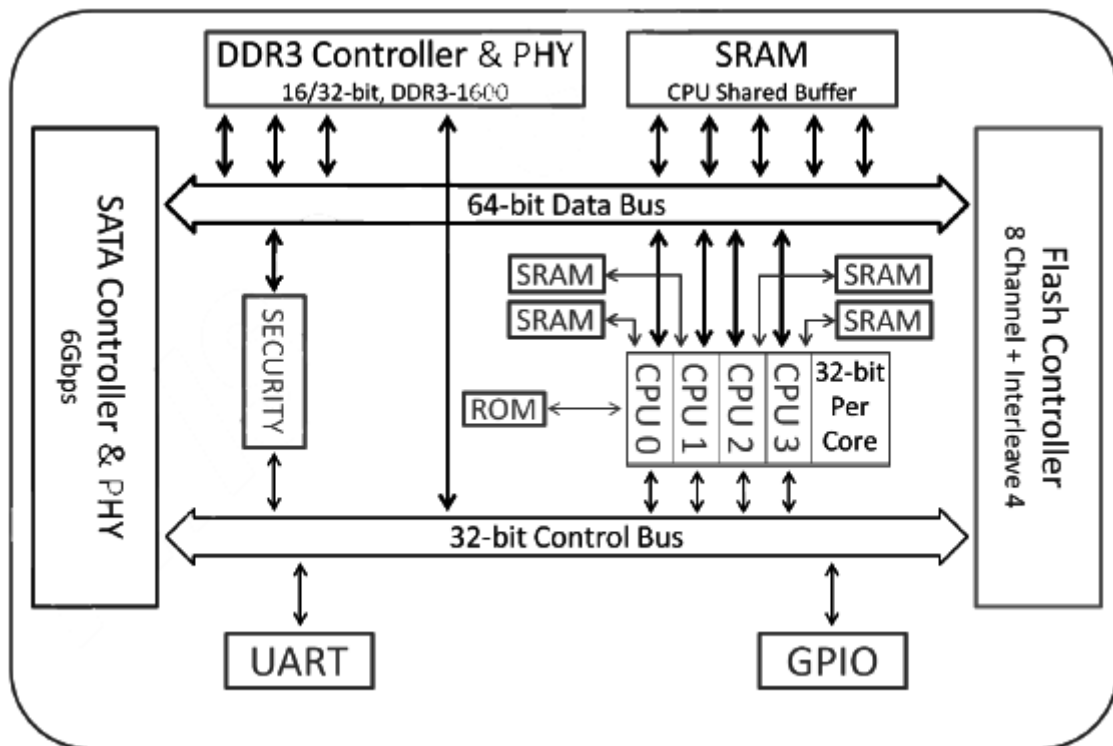


Figure 1: APRO SLC Rugged Metal 2.5" SATA III SSD PHANES-HR Series controller block diagram

1.1. Scope

This document describes features, specifications and installation guide of APRO's Rugged Metal 2.5" SATA III SLC SSDs – PHANES-HR Series. In the appendix, there provides order information, warranty policy, RMA/DOA procedure for the most convenient reference.

1.2. System Features

- SLC-NAND type flash technology
- Standard 2.5" SATA Flash Disk form-factor with 7mm height thickness for 32GB~256GB capacity
- Standard 2.5" SATA Flash Disk form-factor with 9.5mm height thickness for 512GB capacity
- SATA 7-pin (data) + 15-pin (power connector) SATA Interface
- Extremely Rugged Metal casing to endure harsh environments
- SATA 1.0a, SATA 2.6 and SATA 3.0 specification compliance
- S.M.A.R.T. (Self-Monitoring, Analysis and Reporting Technology) function supported.
- TRIM Commands supported.
- SLC Flash SSD standard grade capacities are 32GB, 64GB, 128GB, 256GB and 512GB
- Sequential read performance up to 550 MB/sec
- Sequential write performance up to 530 MB/sec
- Automatic 120 bits per 2K bytes error correction (ECC) and retry capabilities
- +5 V $\pm 5\%$ operation
- Shock : 0.5ms, 1500 G, 3 axes
- Vibration : 80 Hz to 2K Hz, 20G, 3 axes
- Very high performance, very low power consumption
- Low weight, Noiseless
- Standard grade supports operating temperature 0°C to +70°C, and Industrial Grade, -40°C to +85°C

1.3. Flash Management Technology - Dynamic and Static Wear Leveling

NAND flash devices can only undergo a limited number of program/erase cycles, and in most cases, the flash media are not used evenly. If some areas get updated more frequently than others, the lifetime of the device would be reduced significantly. Thus, Wear Leveling is applied to extend the lifespan of NAND flash by evenly distributing write and erase cycles across the media.

APRO SLC Rugged Metal 2.5" SATA III SSD – PHANES-HR Series provides advanced Wear Leveling algorithm, which can efficiently spread out the flash usage through the whole flash media area. Moreover, by implementing both dynamic and static Wear Leveling algorithms, the life expectancy of the NAND flash is greatly improved.

1.4. Power Loss Protection: Flushing Mechanism

Power Loss Protection is a mechanism to prevent data loss during unexpected power failure. DRAM is a volatile memory and frequently used as temporary cache or buffer between the controller and the NAND flash to improve the SSD performance. However, one major concern of the DRAM is that it is not able to keep data during power failure. Accordingly, APRO's SLC SSD applies the Guaranteed Flush technology, which requests the controller to transfer data to the cache. Only when the data is fully committed to the NAND flash will the controller send acknowledgement (ACK) to the host.

Such implementation can prevent false-positive performance and the risk of power cycling issues.

Additionally, it is critical for a controller to shorten the time the in-flight data stays in the cache. Thus, APRO's SLC SSD applies an algorithm to reduce the amount of data resides in the cache to provide a better performance. This SmartCacheFlush technology allows incoming data to only have a "pit stop" in the cache and then move to the NAND flash at once. If the flash is jammed due to particular file sizes (such as random 4KB data), the cache will be treated as an "organizer", consolidating incoming data into groups before written into the flash to improve write amplification.

2. Product Specifications

For all the following specifications, values are defined at ambient temperature and nominal supply voltage unless otherwise stated.

2.1. System Environmental Specifications

Table 1: Environmental Specification

APRO SLC Rugged Metal 2.5" SATA III SSD		Standard Grade	Industrial Grade
PHANES-HR Series		SR7SRxxxG-PHCTC	WR7SRxxxG-PHITI
Temperature	Operating:	0°C ~ +70°C	-40°C ~ +85°C
	Non-operating:	-20°C ~ +80°C	-50°C ~ +95°C
Humidity	Operating & Non-operating:	10% ~ 95% non-condensing	
Vibration	Operating & Non-operating:	80 Hz to 2K Hz, 20G, 3 axes	
Shock	Operating & Non-operating:	0.5ms, 1500 G, 3 axes	

2.2. System Power Requirements

Table 2: Power Requirement

APRO SLC Rugged Metal 2.5" SATA III SSD		
PHANES-HR Series		
DC Input Voltage (VCC)		5V±5%
+5V Current (Maximum average value)	Reading Mode :	2,450mW (max.)
	Writing Mode :	3,600mW (max.)
	Idle Mode :	450mW (max.)

2.3. System Performance

Table 3: System Performances

Data Transfer Mode supporting		Serial ATA Gen-III (6.0Gb/s = 768MB/s)				
Average Access Time		0.1 ms (estimated)				
Maximum Performance	Capacity	32GB	64GB	128GB	256GB	512GB
	Sequential Read (MB/s)	550	550	550	550	550
	Sequential Write(MB/s)	320	500	490	530	530
	4KB Random Read IOPS (QD32)	52K	52K	92K	90.6K	90.6K
	4KB Random Write IOPS (QD32)	24.9K	24.9K	49.9K	89.6K	89.6K

Note:

(1). All values quoted are typically at 25 °C and nominal supply voltage.

(2). Testing of the Rugged Metal 2.5" SATA III SLC SSD maximum performance was performed under the following platform:

- Computer with AMD 3.0GHz processor with Windows 7 Professional operating system

2.4. System Reliability

Table 4: System Reliability

Wear-leveling Algorithms	Static and Dynamic Wear-leveling		
Bad Blocks Management	Supportive		
ECC Technology	120 bits per 2K bytes		
Capacity	TBW(TB)	DWPD & Lifespan	
		Commercial Grade	Industrial Grade
32GB	1284	DWPD=37.46 Lifespan = 3 Years	DWPD=22.48 Lifespan = 5 Years
64GB	2568		
128GB	5136		
256GB	10,271		
512GB	20,560		

2.5. Physical Specifications

Refer to Table 5 and see Figure 2 for Rugged Metal 2.5" SATA III SLC SSD PHANES-HR Series physical specifications and dimensions.

Table 5: Physical Specifications of APRO SLC Rugged Metal 2.5" SATA III SSD-PHANES-HR Series

Length:	100.0 mm / 3.94 in
Width:	69.90 mm / 2.75 in
Thickness:	7.0 mm / 0.28 in (32GB~256GB)
	9.5mm / 0.37 in (512GB)
Weight:	115.00 g / 3.7 o.z.

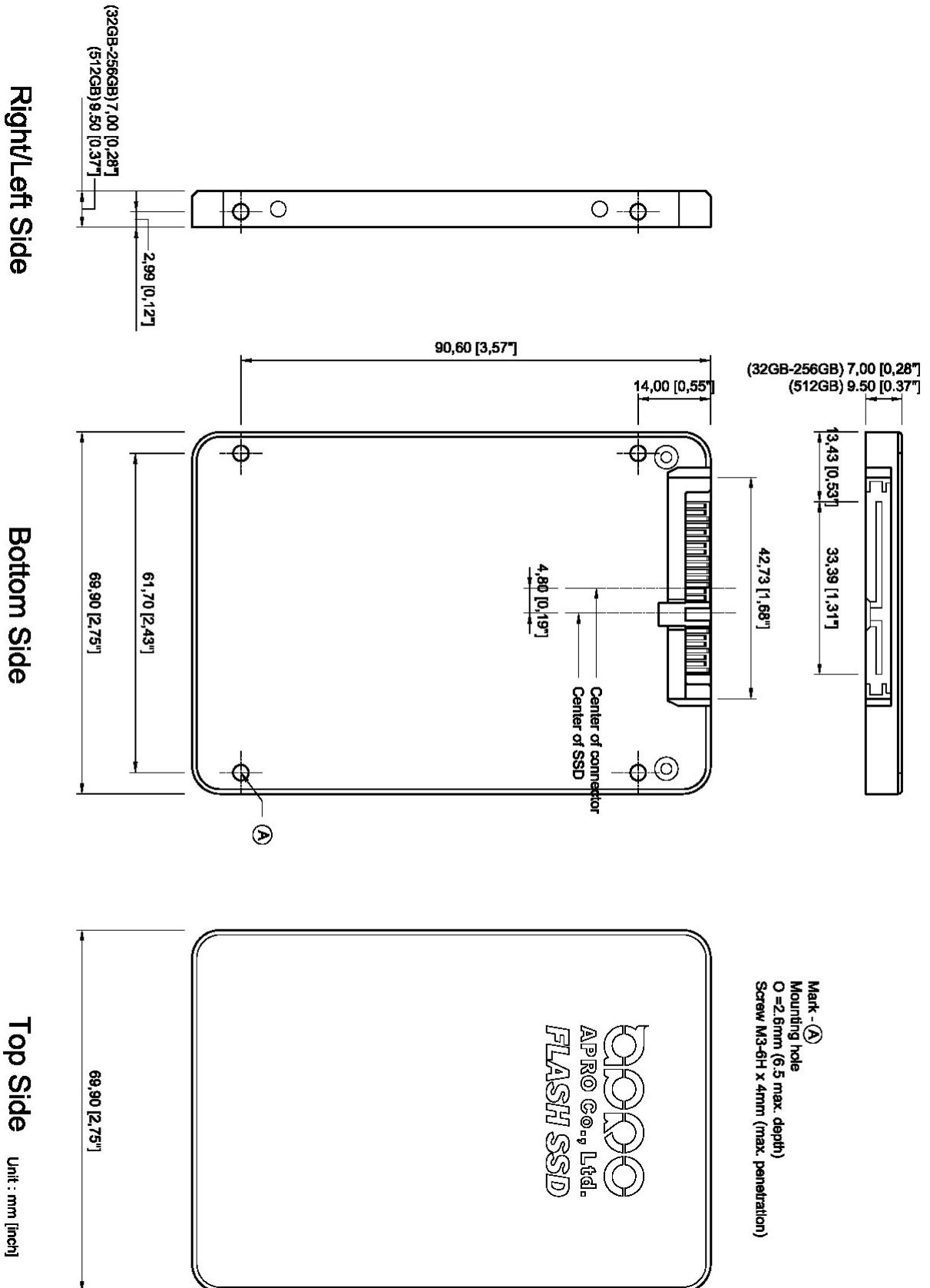


Figure 2: APRO SLC Rugged Metal 2.5" SATA III SSD Dimension

2.6. Conformal coating

Conformal coating is a protective, dielectric coating designed to conform to the surface of an assembled printed circuit board. Commonly used conformal coatings include silicone, acrylic, urethane and epoxy. APRO applies only silicone on APRO storage products upon requested especially by customers. The type of silicone coating features good thermal shock resistance due to flexibility. It is also easy to apply and repair.

Conformal coating offers protection of circuitry from moisture, fungus, dust and corrosion caused by extreme environments. It also prevents damage from those Flash storages handling during construction, installation and use, and reduces mechanical stress on components and protects from thermal shock. The greatest advantage of conformal coating is to allow greater component density due to increased dielectric strength between conductors.

APRO uses MIL-I-46058C silicon conformal coating

3. Interface Description

3.1. APRO SLC Rugged Metal 2.5" SATA III SSD interface

APRO SLC Rugged Metal 2.5" SATA III SSD is equipped with standard 7 pins + 15 pins Serial ATA connector.




Figure 3: The connectors of 2.5" SATA III SLC SSD

3.2. Pin Assignments

There are total of 7 pins in the signal segment and 15 pins in the power segment. The pin assignments are listed in below table 6.

Table 6 - Pin Assignments

Name	Type	Description
S1	GND	NA
S2	A+	Differential Signal Pair A
S3	A-	
S4	GND	NA
S5	B-	Differential Signal Pair B
S6	B+	
S7	GND	NA

Key and Spacing separate signal and power segments		
P1	NC	NA
P2	NC	NA
P3	NC	NA
P4	GND	NA
P5	GND	NA
P6	GND	NA
P7	V5	5V Power, Pre-Charge
P8	V5	5V Power
P9	V5	5V Power
P10	GND	NA
P11	DAS/DSS	Device Activity Signal / Disable Staggered Spin up
P12	GND	NA
P13	NC	NA
P14	NC	NA
P15	NC	NA


Notes:

1. All pins are in a signal row with a 1.27 mm (0.050" pitch).
2. The commands on the mating sequence in forward table apply to the case of backplane blind mate connector only. In this case, the mating sequences are:
 - (1) The pre-charge power pins and other ground pins.
 - (2) The signal pins and the rest of the power pins.

Appendix A: Ordering Information

1. Part Number List

◆ **APRO SLC Rugged Metal 2.5" SATA III SSD – PHANES-HR Series**

Product Picture	Grade	Standard grade (0°C ~ 70°C)	Industrial Grade (-40°C ~ +85°C)
	32GB	SR7SR032G-PHCTC (/C)	WR7SR032G-PHITI (/C)
	64GB	SR7SR064G-PHCTC (/C)	WR7SR064G-PHITI (/C)
	128GB	SR7SR128G-PHCTC (/C)	WR7SR128G-PHITI (/C)
	256GB	SR7SR256G-PHCTC (/C)	WR7SR256G-PHITI (/C)
	512GB	SR2SR512G-PHCTC (/C)	WR2SR512G-PHITI (/C)

Notes:

C : Special conformal coating treated on whole PCBA

2. Part Number Decoder:

X1 X2 X3 X4 X5 X6 X7 X8 X9 X11 X12 X13 X14 X15 / C

X1 : Grade

S: Standard Grade – operating temp. 0° C ~ 70 ° C

W: Industrial Grade- operating temp. -40° C ~ +85 ° C

X2 : The material of case

R : 2.5" Rugged Metal Casing

X3 X4 X5 : Product category

7SR : 2.5" SATA SSD with SDRAM Cache w/7mm height casing.

2SR : 2.5" SATA SSD with SDRAM Cache w/9.5mm height

casing.

X6 X7 X8 X9 : Capacity

032G: 32GB 256GB: 256GB

064G: 64GB 512GB: 512GB

128G: 128GB

X12 : Controller version

A, B, C.....

X13 : Controller Grade

C : Commercial grade

I : Industrial grade

X14 : Flash IC

T : Toshiba SLC-NAND Flash IC

X15 : Flash IC grade / Type

C : Commercial grade

I : Industrial grade

C : Reserved for specific requirement

C : Conformal-coating

X11 : Controller

P : PHANES Series

Appendix B: Limited Warranty

APRO warrants your Rugged Metal 2.5" SATA III SLC SSD against defects in material and workmanship for the life of the drive. The warranty is void in the case of misuse, accident, alteration, improper installation, misapplication or the result of unauthorized service or repair. The implied warranties of merchantability and fitness for a particular purpose, and all other warranties, expressed or implied, except as set forth in this warranty, shall not apply to the products delivered. In no event shall APRO be liable for any lost profits, lost savings or other incidental or consequential damages arising out of the use of, or inability to use, this product.

BEFORE RETURNING PRODUCT, A RETURN MATERIAL AUTHORIZATION (RMA) MUST BE OBTAINED FROM APRO.

Product shall be returned to APRO with shipping prepaid. If the product fails to conform based on customers' purchasing orders, APRO will reimburse customers for the transportation charges incurred.

WARRANTY PERIOD:

- SLC (Standard grade) 3 years / Within 60K Erasing Counts
- SLC (Industrial grade) 5 years / Within 60K Erasing Counts

The warranty period is able to extend. Please contact APRO and/or Your APRO distributors for more information.